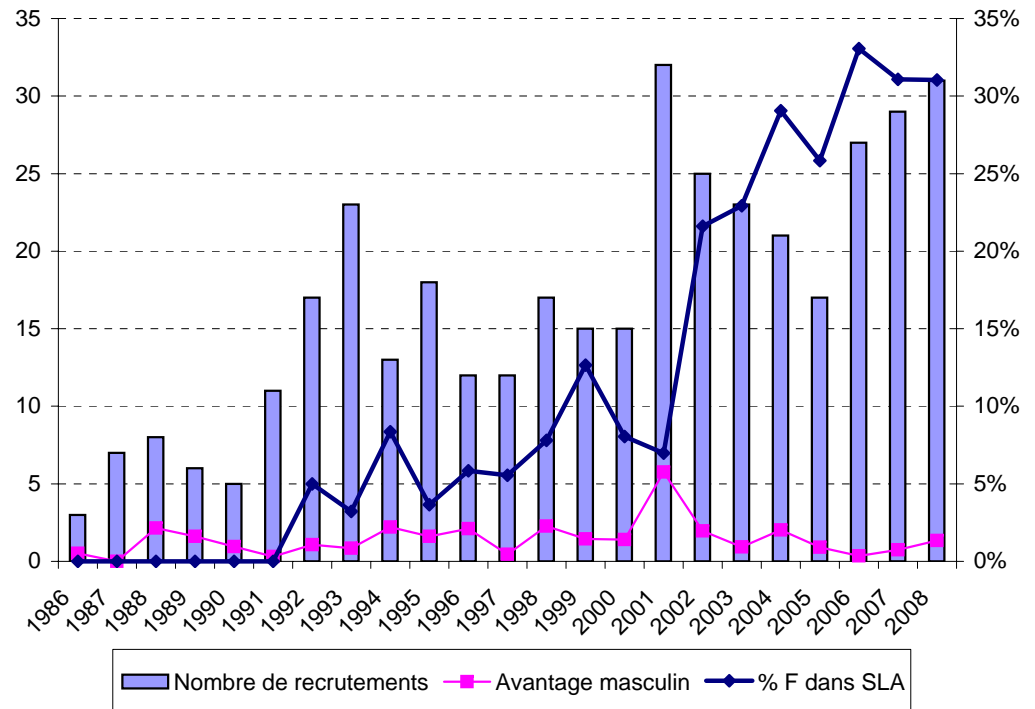


Composition des sections locales d'auditions (jurys d'admissibilité) du concours CR2 depuis 1986 - en pourcentage hommes-femes

| | Futurs | | | | Lorraine | | | | Rennes | | | | RhA | | | |
|------|--------|------|----|------|----------|------|---|------|--------|------|---|------|-----|------|---|------|
| | H | H/SL | F | F/SL | H | H/SL | F | F/SL | H | H/SL | F | F/SL | H | H/SL | F | F/SL |
| 1986 | | | | | | 100% | | 0% | | 100% | | 0% | | | | |
| 1987 | | | | | | 100% | | 0% | | 100% | | 0% | | | | |
| 1988 | | | | | | 100% | | 0% | | 100% | | 0% | | | | |
| 1989 | | | | | | 100% | | 0% | | 100% | | 0% | | | | |
| 1990 | | | | | | 100% | | 0% | | 100% | | 0% | | | | |
| 1991 | | | | | | 100% | | 0% | | 100% | | 0% | | | | |
| 1992 | | | | | | 100% | | 0% | | 100% | | 0% | | | | |
| 1993 | | | | | | 100% | | 0% | | 100% | | 0% | | 93% | | 7% |
| 1994 | | | | | 12 | 75% | 4 | 25% | 20 | 100% | 0 | 0% | 16 | 94% | 1 | 6% |
| 1995 | | | | | 16 | 94% | 1 | 6% | 20 | 100% | 0 | 0% | 14 | 100% | 0 | 0% |
| 1996 | | | | | 18 | 100% | 0 | 0% | 20 | 100% | 0 | 0% | 12 | 92% | 1 | 8% |
| 1997 | | | | | 18 | 100% | 0 | 0% | 20 | 100% | 0 | 0% | 16 | 94% | 1 | 6% |
| 1998 | | | | | 19 | 95% | 1 | 5% | 19 | 95% | 1 | 5% | 16 | 94% | 1 | 6% |
| 1999 | | | | | 16 | 94% | 1 | 6% | 16 | 89% | 2 | 11% | 15 | 88% | 2 | 12% |
| 2000 | | | | | 16 | 94% | 1 | 6% | 16 | 89% | 2 | 11% | 16 | 94% | 1 | 6% |
| 2001 | | | | | 16 | 94% | 1 | 6% | 16 | 94% | 1 | 6% | 16 | 94% | 1 | 6% |
| 2002 | | | | | 14 | 78% | 4 | 22% | 14 | 78% | 4 | 22% | 12 | 71% | 5 | 29% |
| 2003 | 14 | 78% | 4 | 22% | 14 | 78% | 4 | 22% | 14 | 74% | 5 | 26% | 12 | 67% | 6 | 33% |
| 2004 | 13 | 72% | 5 | 28% | 13 | 76% | 4 | 24% | 14 | 78% | 4 | 22% | 13 | 76% | 4 | 24% |
| 2005 | 13 | 72% | 5 | 28% | 13 | 72% | 5 | 28% | 15 | 83% | 3 | 17% | 12 | 63% | 7 | 37% |
| 2006 | 14 | 61% | 9 | 39% | 12 | 67% | 6 | 33% | 12 | 71% | 5 | 29% | 14 | 67% | 7 | 33% |
| 2007 | 40 | 71% | 16 | 29% | 13 | 68% | 6 | 32% | 12 | 67% | 6 | 33% | 12 | 63% | 7 | 37% |
| 2008 | 38 | 68% | 18 | 32% | 13 | 65% | 7 | 35% | 14 | 78% | 4 | 22% | 12 | 67% | 6 | 33% |

Concours CR2 depuis 1986

| | Avantage masculin | Nombre de recrutements | % F dans Admission | % F dans SLA |
|------|-------------------|------------------------|--------------------|--------------|
| 1986 | 0,52 | 3 | 0% | 0% |
| 1987 | ∞ | 7 | 0% | 0% |
| 1988 | 2,15 | 8 | 0% | 0% |
| 1989 | 1,62 | 6 | 0% | 0% |
| 1990 | 0,95 | 5 | 0% | 0% |
| 1991 | 0,31 | 11 | 0% | 0% |
| 1992 | 1,07 | 17 | 0% | 5% |
| 1993 | 0,84 | 23 | 11% | 3% |
| 1994 | 2,21 | 13 | 0% | 8% |
| 1995 | 1,60 | 18 | 11% | 4% |
| 1996 | 2,10 | 12 | 0% | 6% |
| 1997 | 0,46 | 12 | 0% | 6% |
| 1998 | 2,26 | 17 | 11% | 8% |
| 1999 | 1,44 | 15 | 11% | 13% |
| 2000 | 1,40 | 15 | 11% | 8% |
| 2001 | 5,76 | 32 | 11% | 7% |
| 2002 | 1,96 | 25 | 0% | 22% |
| 2003 | 0,92 | 23 | 22% | 23% |
| 2004 | 2,02 | 21 | 22% | 29% |
| 2005 | 0,91 | 17 | 11% | 26% |
| 2006 | 0,35 | 27 | 33% | 33% |
| 2007 | 0,74 | 29 | 33% | 31% |
| 2008 | 1,33 | 31 | 33% | 31% |

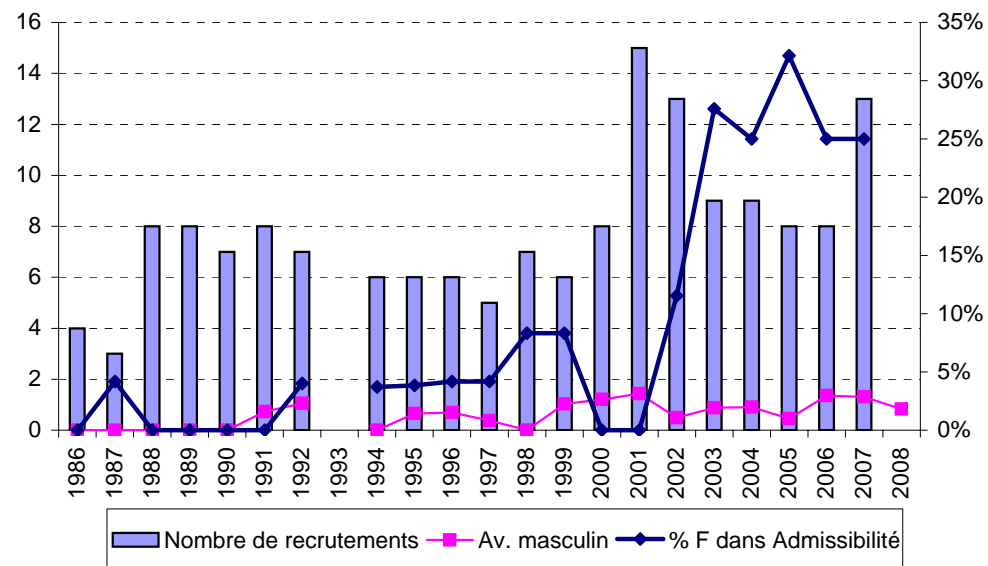


Composition des jurys d'admissibilité DR2 depuis 1986 en nombre de personnes et en pourcentage hommes-femmes

| Année | JURY D'ADMISSIBILITE | | | | | | | | | |
|-------|----------------------|------|---|-----|-------|---------------------|------|---|-----|-------|
| | CE | | | | | Personnel Extérieur | | | | |
| | H | % | F | % | Total | H | % | F | % | Total |
| 1986 | 18 | 100% | 0 | 0% | 18 | 6 | 100% | 0 | 0% | 6 |
| 1987 | 17 | 94% | 1 | 6% | 18 | 6 | 100% | 0 | 0% | 6 |
| 1988 | 21 | 100% | 0 | 0% | 21 | 6 | 100% | 0 | 0% | 6 |
| 1989 | 16 | 100% | 0 | 0% | 16 | 4 | 100% | 0 | 0% | 4 |
| 1990 | 19 | 100% | 0 | 0% | 19 | 5 | 100% | 0 | 0% | 5 |
| 1991 | 20 | 100% | 0 | 0% | 20 | 5 | 100% | 0 | 0% | 5 |
| 1992 | 19 | 95% | 1 | 5% | 20 | 5 | 100% | 0 | 0% | 5 |
| 1993 | | | | | | | | | | |
| 1994 | 20 | 95% | 1 | 5% | 21 | 6 | 100% | 0 | 0% | 6 |
| 1995 | 20 | 95% | 1 | 5% | 21 | 5 | 100% | 0 | 0% | 5 |
| 1996 | 19 | 100% | 0 | 0% | 19 | 4 | 80% | 1 | 20% | 5 |
| 1997 | 18 | 95% | 1 | 5% | 19 | 5 | 100% | 0 | 0% | 5 |
| 1998 | 18 | 95% | 1 | 5% | 19 | 4 | 80% | 1 | 20% | 5 |
| 1999 | 19 | 100% | 0 | 0% | 19 | 3 | 60% | 2 | 40% | 5 |
| 2000 | 20 | 100% | 0 | 0% | 20 | 6 | 100% | 0 | 0% | 6 |
| 2001 | 18 | 100% | 0 | 0% | 18 | 9 | 100% | 0 | 0% | 9 |
| 2002 | 21 | 100% | 0 | 0% | 21 | 2 | 40% | 3 | 60% | 5 |
| 2003 | 18 | 69% | 8 | 31% | 26 | 3 | 100% | 0 | 0% | 3 |
| 2004 | 19 | 68% | 9 | 32% | 28 | 8 | 100% | 0 | 0% | 8 |
| 2005 | 18 | 69% | 8 | 31% | 26 | 1 | 50% | 1 | 50% | 2 |
| 2006 | 19 | 73% | 7 | 27% | 26 | 6 | 100% | 0 | 0% | 6 |
| 2007 | 16 | 70% | 7 | 30% | 23 | 3 | 60% | 2 | 40% | 5 |
| 2008 | 18 | 75% | 6 | 25% | 24 | 6 | 100% | 0 | 0% | 6 |
| 2009 | 20 | 77% | 6 | 23% | 26 | 7 | 100% | 0 | 0% | 7 |

Composition des jurys de concours DR2 depuis 1986 en nombre de personnes et en pourcentage hommes-femmes

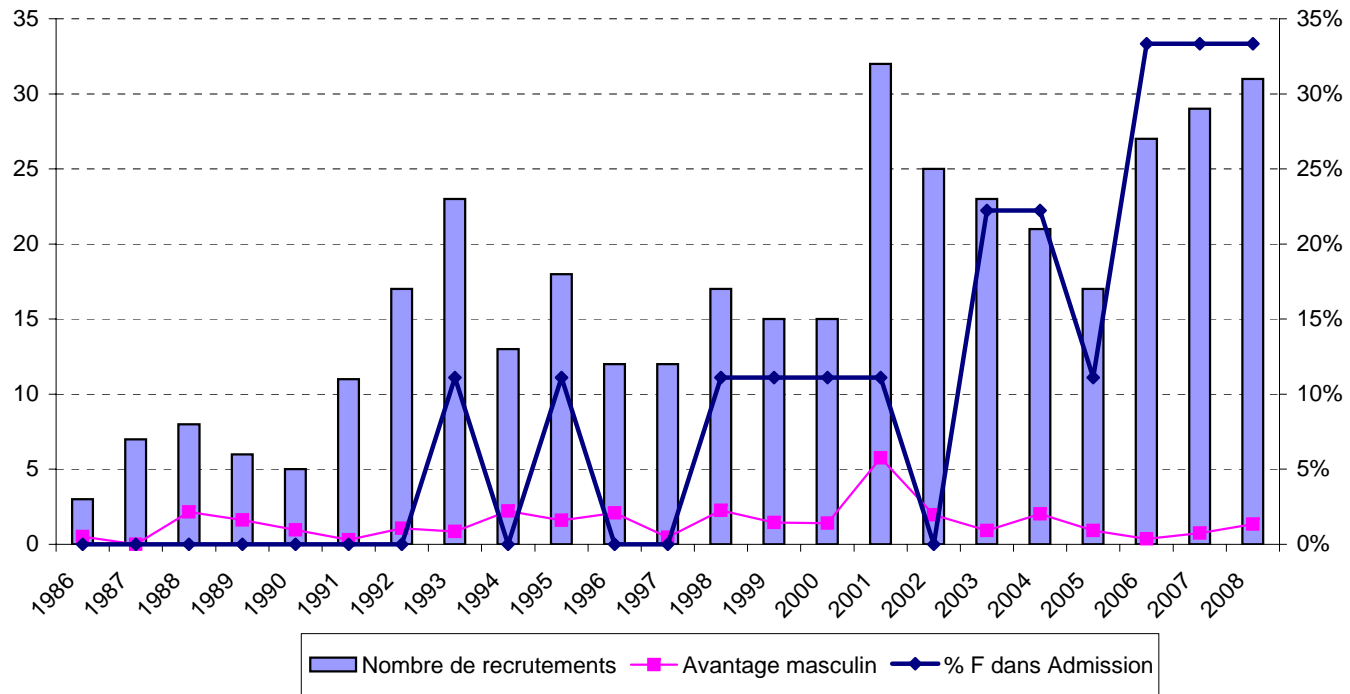
| | % F dans Admissibilité | % F dans Admission | Av. masculin | Nombre de recrutements |
|------|------------------------|--------------------|--------------|------------------------|
| 1986 | 0% | 0% | ∞ | 4 |
| 1987 | 4% | 0% | ∞ | 3 |
| 1988 | 0% | 0% | ∞ | 8 |
| 1989 | 0% | 0% | ∞ | 8 |
| 1990 | 0% | 0% | ∞ | 7 |
| 1991 | 0% | 0% | 0,73 | 8 |
| 1992 | 4% | 0% | 1,05 | 7 |
| 1993 | | | | |
| 1994 | 4% | 0% | ∞ | 6 |
| 1995 | 4% | 13% | 0,65 | 6 |
| 1996 | 4% | 0% | 0,70 | 6 |
| 1997 | 4% | 0% | 0,38 | 5 |
| 1998 | 8% | 13% | ∞ | 7 |
| 1999 | 8% | 13% | 1,03 | 6 |
| 2000 | 0% | 13% | 1,20 | 8 |
| 2001 | 0% | 13% | 1,43 | 15 |
| 2002 | 12% | 0% | 0,49 | 13 |
| 2003 | 28% | 25% | 0,88 | 9 |
| 2004 | 25% | 25% | 0,90 | 9 |
| 2005 | 32% | 13% | 0,45 | 8 |
| 2006 | 25% | 13% | 1,36 | 8 |
| 2007 | 25% | 22% | 1,31 | 13 |
| 2008 | 36% | 22% | 0,83 | 10 |



Composition des sections locales d'auditions (jurys d'admissibilité) du concours CR2 depuis 1986 - en pourcentage hommes-femes

| | Rocq | | | | Sophia | | | | Mod. Vivant | | | |
|------|------|------|---|------|--------|------|---|------|-------------|------|---|------|
| | H | H/SL | F | F/SL | H | H/SL | F | F/SL | H | H/SL | F | F/SL |
| 1986 | | 100% | | 0% | | 100% | | 0% | | | | |
| 1987 | | 100% | | 0% | | 100% | | 0% | | | | |
| 1988 | | 100% | | 0% | | 100% | | 0% | | | | |
| 1989 | | 100% | | 0% | | 100% | | 0% | | | | |
| 1990 | | 100% | | 0% | | 100% | | 0% | | | | |
| 1991 | | 100% | | 0% | | 100% | | 0% | | | | |
| 1992 | | 100% | | 0% | 19 | 95% | 1 | 5% | | | | |
| 1993 | 14 | 100% | 0 | 0% | 16 | 94% | 1 | 6% | | | | |
| 1994 | 14 | 100% | 0 | 0% | 15 | 88% | 2 | 12% | | | | |
| 1995 | 13 | 93% | 1 | 7% | 16 | 94% | 1 | 6% | | | | |
| 1996 | 15 | 83% | 3 | 17% | 16 | 94% | 1 | 6% | | | | |
| 1997 | 15 | 88% | 2 | 12% | 16 | 89% | 2 | 11% | | | | |
| 1998 | 13 | 81% | 3 | 19% | 16 | 94% | 1 | 6% | | | | |
| 1999 | 14 | 82% | 3 | 18% | 15 | 83% | 3 | 17% | | | | |
| 2000 | 16 | 94% | 1 | 6% | 16 | 89% | 2 | 11% | | | | |
| 2001 | 16 | 89% | 2 | 11% | 16 | 94% | 1 | 6% | | | | |
| 2002 | 15 | 83% | 3 | 17% | 14 | 82% | 3 | 18% | | | | |
| 2003 | 15 | 83% | 3 | 17% | 15 | 83% | 3 | 17% | | | | |
| 2004 | 12 | 67% | 6 | 33% | 11 | 61% | 7 | 39% | 7 | 64% | 4 | 36% |
| 2005 | 14 | 82% | 3 | 18% | 12 | 67% | 6 | 33% | 10 | 83% | 2 | 17% |
| 2006 | 17 | 71% | 7 | 29% | 12 | 67% | 6 | 33% | | | | |
| 2007 | 13 | 72% | 5 | 28% | 13 | 72% | 5 | 28% | | | | |
| 2008 | 10 | 67% | 5 | 33% | 13 | 72% | 5 | 28% | | | | |

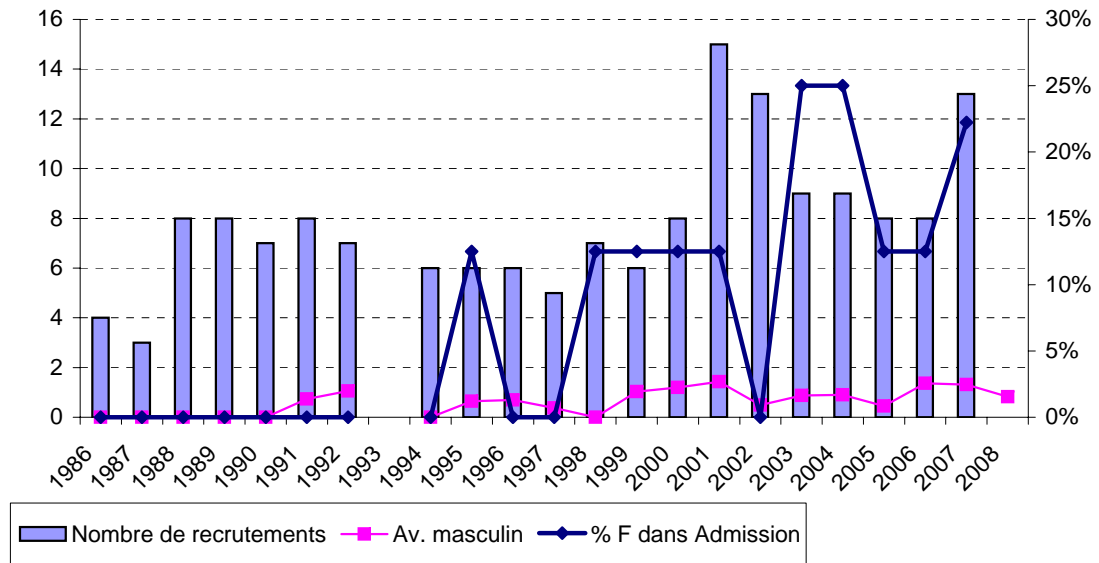
Concours CR2 depuis 1986



Composition des jurys d'admission DR2 depuis 1986 en nombre de personnes et en pourcentage hommes-femmes

| JURY D'ADMISSION | | | | |
|------------------|------|---|-----|-------|
| H | % | F | % | Total |
| 8 | 100% | 0 | 0% | 8 |
| 8 | 100% | 0 | 0% | 8 |
| 8 | 100% | 0 | 0% | 8 |
| 8 | 100% | 0 | 0% | 8 |
| 8 | 100% | 0 | 0% | 8 |
| 8 | 100% | 0 | 0% | 8 |
| 8 | 100% | 0 | 0% | 8 |
| 8 | 100% | 0 | 0% | 8 |
| 8 | 100% | 0 | 0% | 8 |
| 8 | 100% | 0 | 0% | 8 |
| 7 | 88% | 1 | 13% | 8 |
| 8 | 100% | 0 | 0% | 8 |
| 8 | 100% | 0 | 0% | 8 |
| 7 | 88% | 1 | 13% | 8 |
| 7 | 88% | 1 | 13% | 8 |
| 7 | 88% | 1 | 13% | 8 |
| 7 | 88% | 1 | 13% | 8 |
| 8 | 100% | 0 | 0% | 8 |
| 6 | 75% | 2 | 25% | 8 |
| 6 | 75% | 2 | 25% | 8 |
| 7 | 88% | 1 | 13% | 8 |
| 7 | 88% | 1 | 13% | 8 |
| 7 | 78% | 2 | 22% | 9 |
| 7 | 78% | 2 | 22% | 9 |
| 7 | 78% | 2 | 22% | 9 |

Jurys de concours DR2 depuis 1986



Composition des sections locales d'auditions (jurys d'admissibilité) du concours CR2 depuis 1986 - en pourcentage hommes-femes

| | Total Admissibilité | | | |
|------|---------------------|------|----|------|
| | H | H/SL | F | F/SL |
| 1986 | | 100% | | 0% |
| 1987 | | 100% | | 0% |
| 1988 | | 100% | | 0% |
| 1989 | | 100% | | 0% |
| 1990 | | 100% | | 0% |
| 1991 | | 100% | | 0% |
| 1992 | 19 | 95% | 1 | 5% |
| 1993 | 30 | 97% | 1 | 3% |
| 1994 | 77 | 92% | 7 | 8% |
| 1995 | 79 | 96% | 3 | 4% |
| 1996 | 81 | 94% | 5 | 6% |
| 1997 | 85 | 94% | 5 | 6% |
| 1998 | 83 | 92% | 7 | 8% |
| 1999 | 76 | 87% | 11 | 13% |
| 2000 | 80 | 92% | 7 | 8% |
| 2001 | 80 | 93% | 6 | 7% |
| 2002 | 69 | 78% | 19 | 22% |
| 2003 | 84 | 77% | 25 | 23% |
| 2004 | 83 | 71% | 34 | 29% |
| 2005 | 89 | 74% | 31 | 26% |
| 2006 | 81 | 67% | 40 | 33% |
| 2007 | 102 | 69% | 46 | 31% |
| 2008 | 100 | 69% | 45 | 31% |